

Development of Primary Education in West Bengal and Tripura: A Comparative Analysis

Sourav Chatterjee

Research Scholar, Department of Education, Guru Ghasidas Vishwavidyalaya (A Central University), Bilaspur, Koni, C.G - 495009

DOI: <https://doi.org/10.52403/ijrr.20230440>

ABSTRACT

Primary education or basic education denotes education from class- I to class- V level of education. It is to be treated as the base of future education of the children. Students' progress or success in their future life fully depends upon their primary education. According to eminent educationist Amartya Sen, "first and most immediate contribution of successful primary education is a direct reduction of one form of deep rooted insecurity. Second, basic education can be very important in helping people to get jobs and gainful employment." The present study has been conducted to compare the development of primary education in West Bengal and Tripura. The data were collected from udise.in website. The data were analyzed critically with logical approach considering various factors that influenced the primary education system of West Bengal and Tripura. The findings of the study revealed that though the total number of only primary schools in West Bengal was greater than Tripura but the trained of enrollment in Tripura was better than West Bengal. Tripura had better position regarding average instructional days concern except 2014-15 session. Muslims and Schedule caste students' enrollment was much better in West Bengal than Tripura. But, Schedule Tribe students' enrollment was better in Tripura than West Bengal. Number of composite EDI in West Bengal was also greater than Tripura. But, drop-out rate, pupil-teacher ratio, student-classroom ratio was also matter of concern in West Bengal comparing to Tripura.

Key words: Primary education, West Bengal, Tripura, enrollment, Composite EDI.

INTRODUCTION

Primary education or basic education denotes education from class- I to class- V level of education. It is treated as the base of future education of the children. Students' progress or success in their future life fully depends on their primary education. In this stage students not only learns reading, writing, counting etc. but also they learn essence of different values in their life. According to eminent educationist Amartya Sen, "first and most immediate contribution of successful primary education is a direct reduction of one form of deep rooted insecurity. Second, basic education can be very important in helping people to get jobs and gainful employment." The Right to Education Act. 2009 ensures the right of students to avail free primary education during their childhood. West Bengal State Govt. also obeying the Right to Education Act. 2009. This Bengali speaking state has reach cultural heritage, once upon a time 'Calcutta' now 'Kolkata' situated in West Bengal was the capital of India. If we go through the census data of 2011 then we can see West Bengal state had total 91,276,115 number of populations. And total rate of literacy was 76.26% (Male literacy was 81.69% and female literacy was 70.54%). Through this census data we can also understand the area of this state was 88752 sq.km.

Another Bengali speaking state Tripura also has reach cultural heritage. On January 26, 1950 Tripura was accorded the status of a 'C' category State and on November 1,

1956, it was recognized as a union Territory. Tripura gained full statehood on January 21, 1972, as per the North-East Reorganisation Act, 1971. If we go through census data of 2011 then we can understand Tripura had total 3,673,917 number of population. Total literacy rate of this state was 87.22% (Male literacy rate was 91.53% and female literacy rate was 82.73%). Total area of this State was 10486 sq.km.

Objectives: - The objectives of the study-

1. To assess the development of the primary education of West Bengal from 2011-12 to 2015-16.
2. To assess the development of the primary education of Tripura from 2011-12 to 2015-16.

3. To compare the development of primary education during the period of 2011-12 to 2015-16 between West Bengal and Tripura.

METHODOLOGY

The study adopted analytical survey method since it aims to compare the primary education of West Bengal and Tripura. The data were collected from the udise.in website.

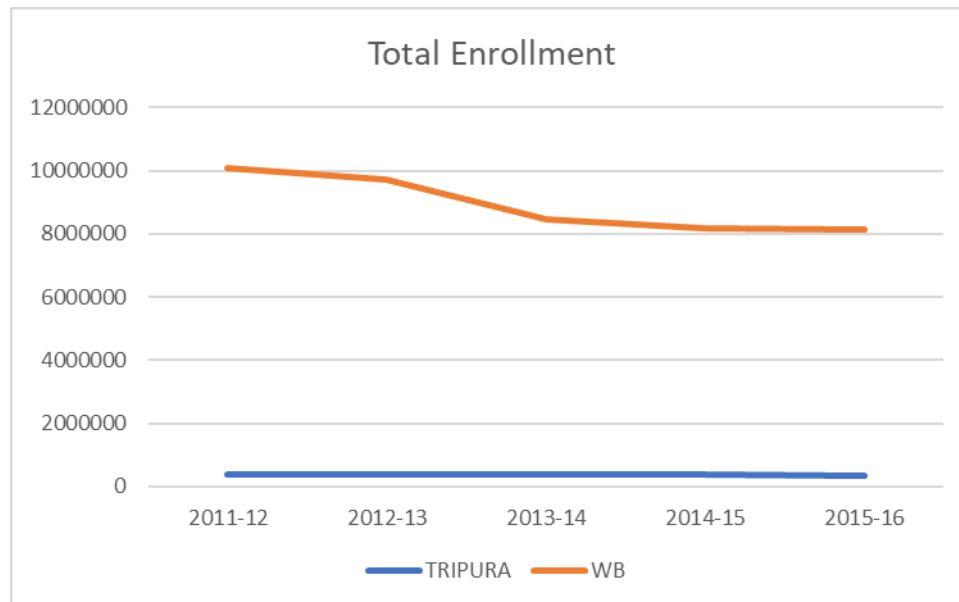
The data were analyzed critically with logical approach keeping in view various factors that influenced the system of primary education of West Bengal and Tripura.

RESULT AND DISCUSSION

Total number of enrollment (Class-I to V)

State	Session 2011-12	Session 2012-13	Session 2013-14	Session 2014-15	Session 2015-16
Tripura	384760	391556	386530	374462	366868
West Bengal	10,086,047	9,731,912	8,437,717	8,163,021	8,131,797

Source: udise.in

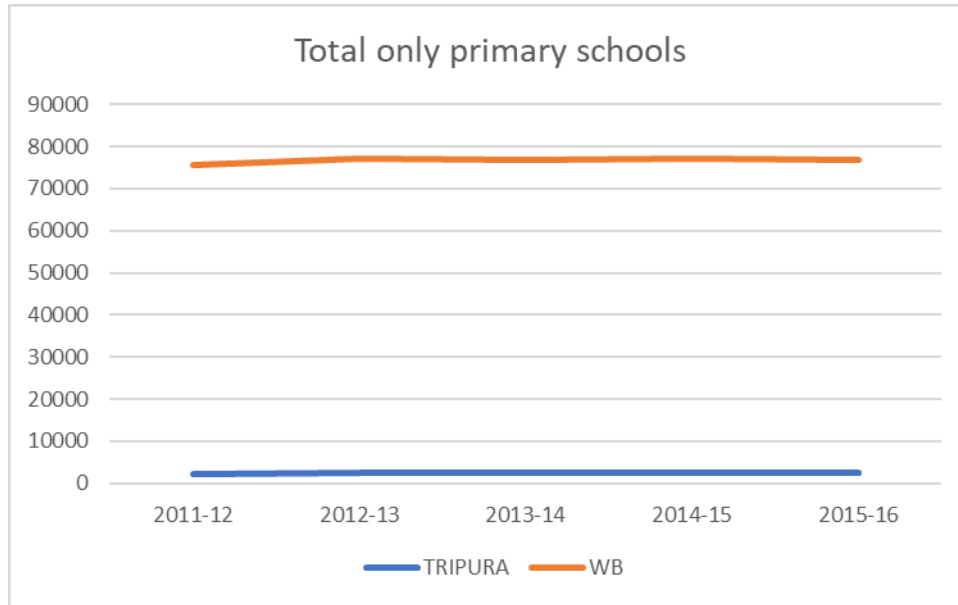


Total number of enrollment in Tripura from 2011-12 to 2015-16 was almost constant, but, in West Bengal total number of enrollment was decreased from 2012-13 but there was minor increase in the year of 2015-16.

Total number of only primary schools

State	Session 2011-12	Session 2012-13	Session 2013-14	Session 2014-15	Session 2015-16
Tripura	2317	2535	2564	2569	2568
West Bengal	75516	77104	76969	77029	76703

Source: udise.in

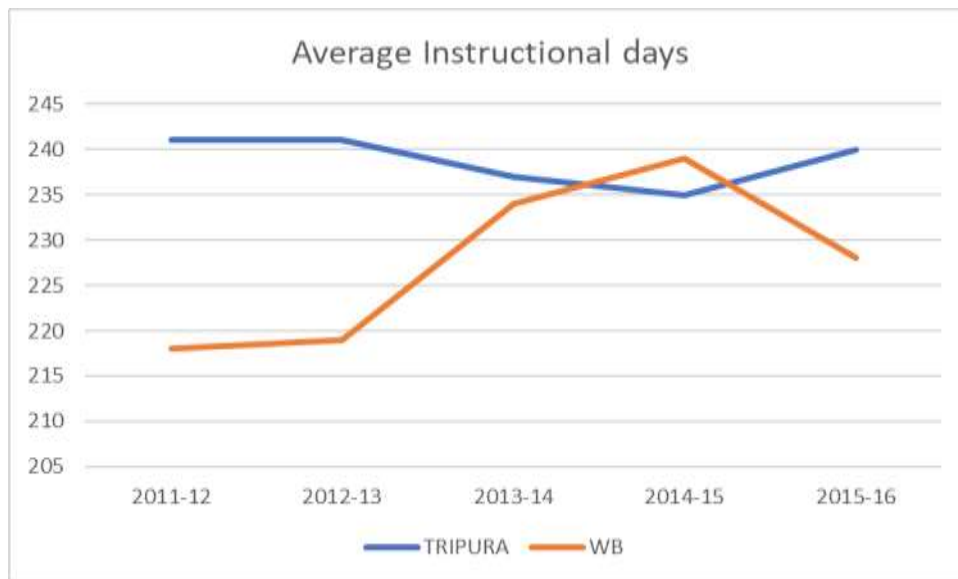


The figure showed that total number of only primary schools were increased in Tripura from 2012-13 to 2014-15 and after that it was almost constant. But, in West Bengal total number of only primary schools was significantly increased during 2012-13 but after that the figure was almost constant.

Average Instructional Days

State	Session 2011-12	Session 2012-13	Session 2013-14	Session 2014-15	Session 2015-16
Tripura	241	241	237	235	240
West Bengal	218	219	234	239	228

Source: udise.in

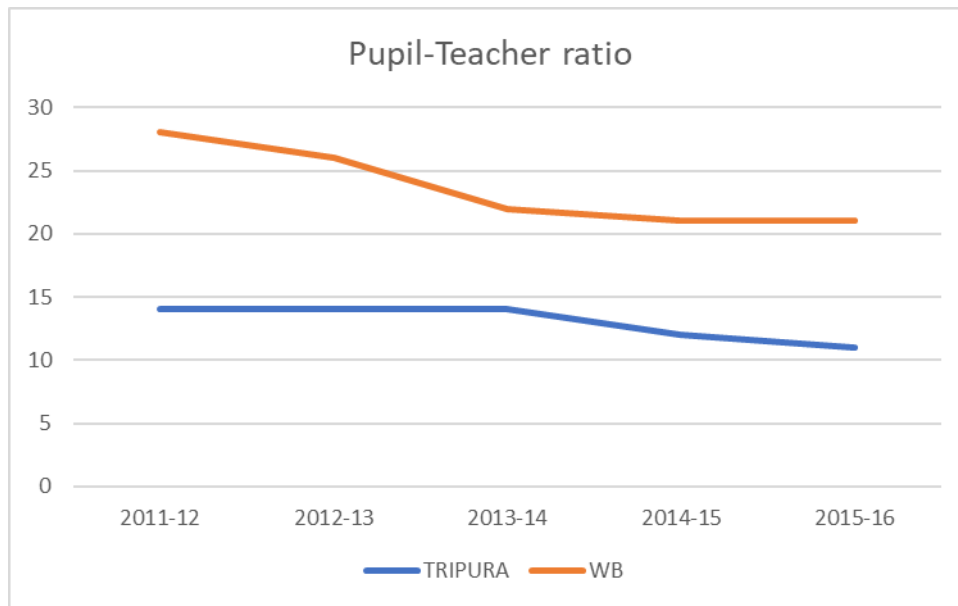


The figure showed that average number of instructional days in Tripura was greater than West Bengal except 2014-15.

Pupil-Teacher Ratio

State	Session 2011-12	Session 2012-13	Session 2013-14	Session 2014-15	Session 2015-16
Tripura	14	14	14	12	11
West Bengal	28	26	22	21	21

Source: udise.in

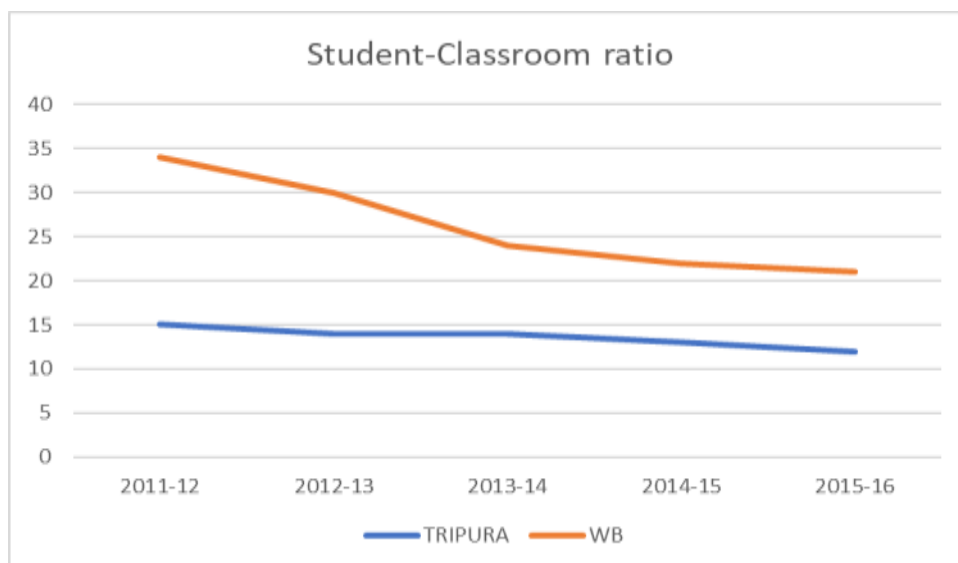


The pupil-teacher ratio in Tripura was almost constant from 2011-12 to 2013-14 and after that it was decreased. In West Bengal this ratio was decreased from 2012-13. But, the figure showed Tripura had better pupil-teacher ratio than West Bengal during this period (2011-12 to 2015-16).

Student-Classroom Ratio

State	Session 2011-12	Session 2012-13	Session 2013-14	Session 2014-15	Session 2015-16
Tripura	15	14	14	13	12
West Bengal	34	30	24	22	21

Source: udise.in

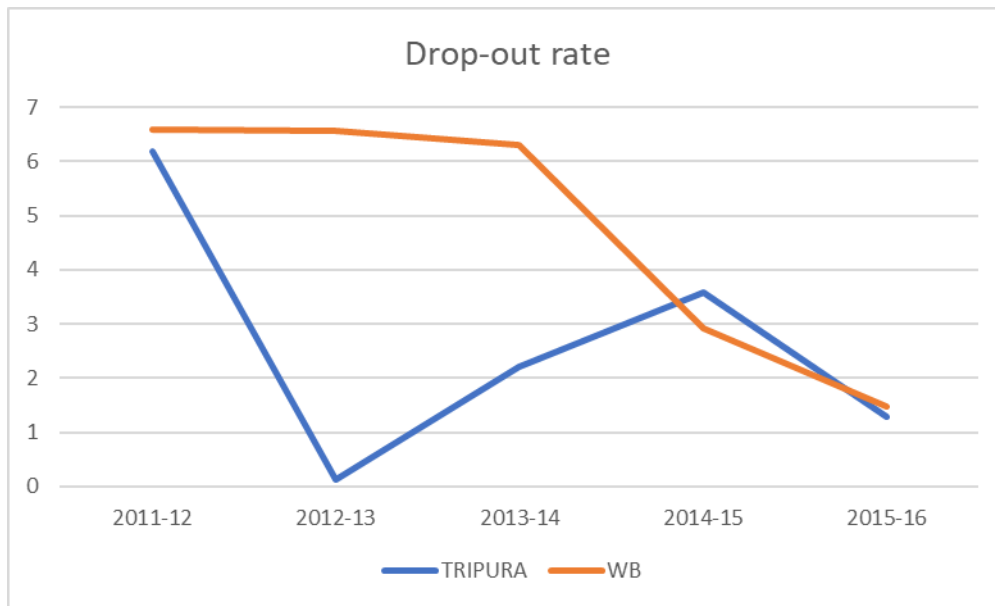


The figure showed Student-Classroom ratio in Tripura and West Bengal decreased gradually. In this case Tripura had much better position than West Bengal.

Drop-out Rate

State	Session 2011-12	Session 2012-13	Session 2013-14	Session 2014-15	Session 2015-16
Tripura	6.2	0.12	2.22	3.58	1.28
West Bengal	6.6	6.56	6.30	2.91	1.47

Source: udise.in

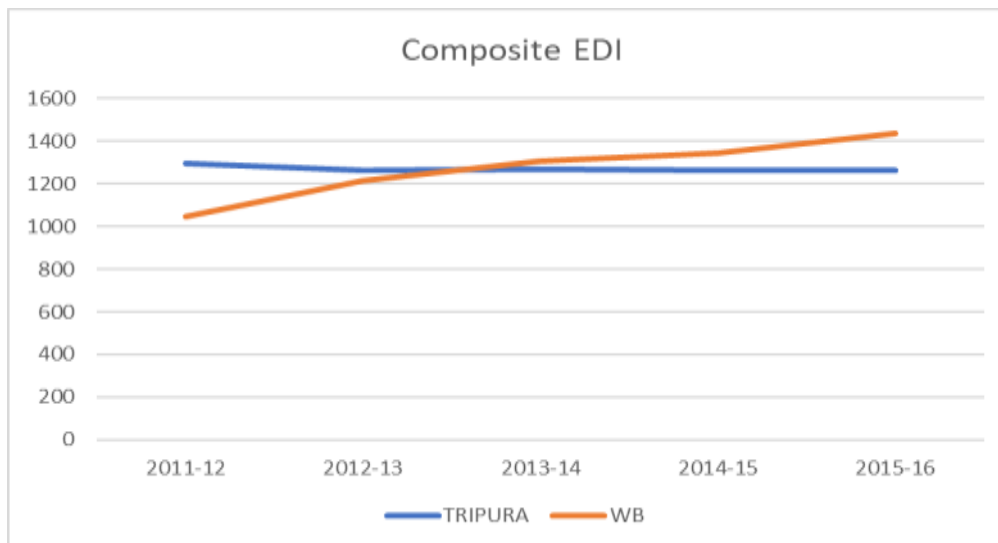


The drop-out rate from 2011-12 to 2015-16 in West Bengal was higher than Tripura except 2014-15. But, the figure showed West Bengal recovered drop-out rate significantly from 2014-15.

Composite EDI (Primary and Upper Primary)

State	Session 2011-12	Session 2012-13	Session 2013-14	Session 2014-15	Session 2015-16
Tripura	1294	1263	1271	1264	1261
West Bengal	1048	1214	1306	1342	1439

Source: udise.in

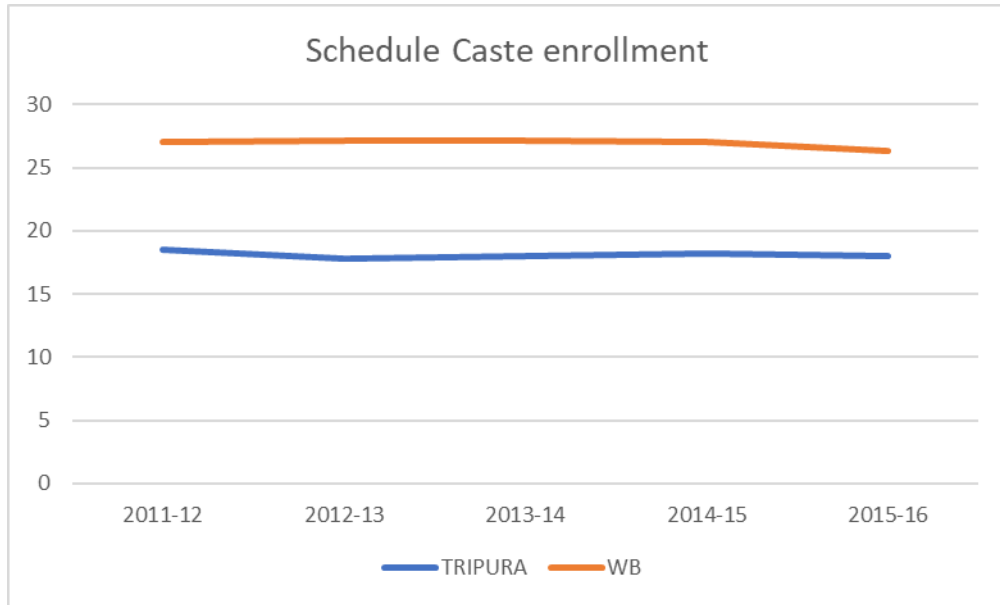


From the above figure it is revealed that composite EDI of primary and upper primary level was almost constant from 2011-12 to 2015-16 in case of Tripura; but, in West Bengal EDI was increased from 2012-13 to 2015-16 and the number of total EDI was greater than Tripura from 2013-14 to 2015-16.

Schedule Caste enrollment

State	Session 2011-12	Session 2012-13	Session 2013-14	Session 2014-15	Session 2015-16
Tripura	18.5	17.8	18.0	18.2	18.0
West Bengal	27.0	27.1	27.1	27.0	26.3

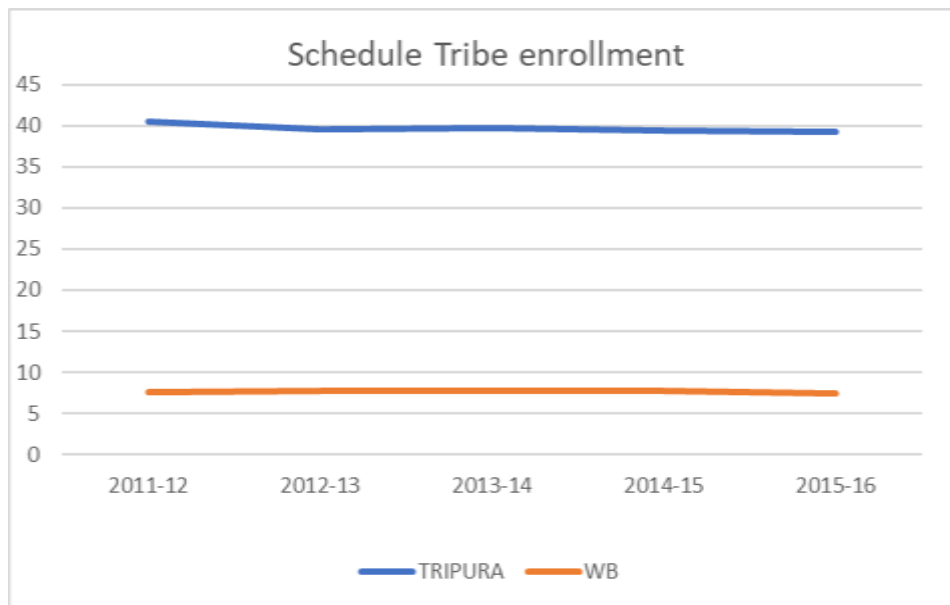
Source: udise.in



The rate of Schedule Caste's enrollment in Tripura and West Bengal was almost constant, but, the rate of enrollment of Schedule Caste's in West Bengal was higher than Tripura.

State	Session 2011-12	Session 2012-13	Session 2013-14	Session 2014-15	Session 2015-16
Tripura	40.5	39.6	39.7	39.5	39.3
West Bengal	7.6	7.7	7.8	7.7	7.5

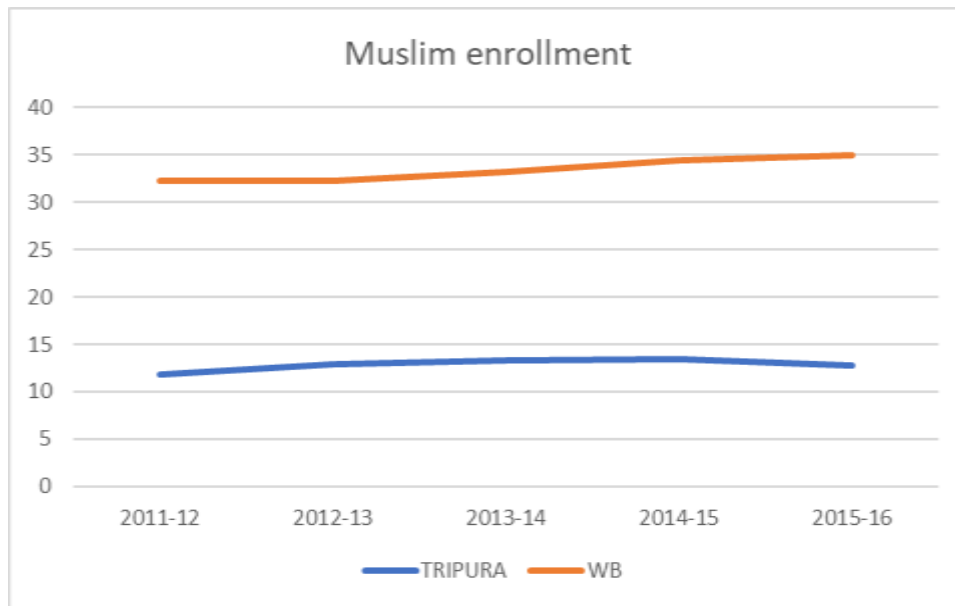
Source: udise.in



The rate of Schedule Tribe's enrollment in Tripura and West Bengal was almost constant, but, the rate of enrollment of Schedule Tribe's in Tripura was higher than West Bengal.

State	Session 2011-12	Session 2012-13	Session 2013-14	Session 2014-15	Session 2015-16
Tripura	11.8	12.9	13.3	13.4	12.8
West Bengal	32.2	32.3	33.2	34.4	35.0

Source: udise.in



The rate of Muslims enrollment in Tripura was gradually increased from 2012-13 to 2014-15 then decreased. But, in the case of West Bengal it was increased gradually from 2012-13 to 2015-16. And the enrollment rate of Muslims in West Bengal was greater than Tripura.

CONCLUSION

From the above discussion, it was found that the trained of enrollment in Tripura is better than West Bengal, though the total number of enrollment in West Bengal is greater than Tripura. Total numbers of only primary schools were increased during 2012-13 in both the cases of Tripura and West Bengal. Data revealed West Bengal had more number of only primary schools than Tripura from 2011-12 to 2015-16. Tripura had better position regarding average instructional days concern except the session 2014-15. Again Tripura had better position regarding pupil-teacher ratio as well as student-classroom ratio concern. The drop-out rate of West Bengal was higher than Tripura except 2014-15 session. Data showed that composite EDI in West Bengal grown steadily from 2012-13 and the number of composite EDI in West Bengal was greater than Tripura from 2013-14 to 2015-16. Enrollment status of children belonging to Schedule caste and Muslim in West Bengal was much better than Tripura; but the enrollment status of children belonging to Schedule Tribe in Tripura was much better than West Bengal.

Declaration by Authors

Acknowledgement: None

Source of Funding: None

Conflict of Interest: The authors declare no conflict of interest.

REFERENCES

1. Das, M. N. (2015). Progress of Primary Education in West Bengal and Kerala: A Comparative Analysis. *Pratidhwani the Echo*, 42-48.
2. itacec. (2002, January 2-4). *itacec*. Retrieved July 27, 2022, from www.itacec.org: <https://www.itacec.org/afed/document/Education%20and%20Human%20Security.pdf>
3. UDISE. (2011-12). *UDISE*. Retrieved July 11, 2022, from udise.in: <http://udise.in/Downloads/Publications/Publications%202011-12/State%20Report%20Cards%202011-12.pdf>
4. UDISE. (2012-13). *UDISE*. Retrieved July 11, 2022, from udise.in: http://udise.in/Downloads/Publications/Documents/Elementary_State_Report_Card_2012-13.pdf
5. UDISE. (2013-14). *UDISE*. Retrieved July 11, 2022, from udise.in: <http://udise.in/Downloads/Elementary-STRC-2013-14/16.pdf>

6. UDISE. (2013-14). *UDISE*. Retrieved July 11, 2022, from udise.in: <http://udise.in/Downloads/Elementary-STRC-2013-14/19.pdf>
7. UDISE. (2014-15). *UDISE*. Retrieved July 11, 2022, from udise.in: <http://udise.in/Downloads/Elementary-STRC-2014-15/16.pdf>
8. UDISE. (2014-15). *UDISE*. Retrieved July 11, 2022, from udise.in: <http://udise.in/Downloads/Elementary-STRC-2014-15/19.pdf>
9. UDISE. (2015-16). *UDISE*. Retrieved July 11, 2022, from udise.in: <http://udise.in/Downloads/Elementary-STRC-2015-16/16.pdf>
10. UDISE. (2015-16). *UDISE*. Retrieved July 11, 2022, from udise.in: <http://udise.in/Downloads/Elementary-STRC-2015-16/19.pdf>

How to cite this article: Sourav Chatterjee. Development of primary education in West Bengal and Tripura: a comparative analysis. *International Journal of Research and Review*. 2023; 10(4): 322-329.

DOI: <https://doi.org/10.52403/ijrr.20230440>
